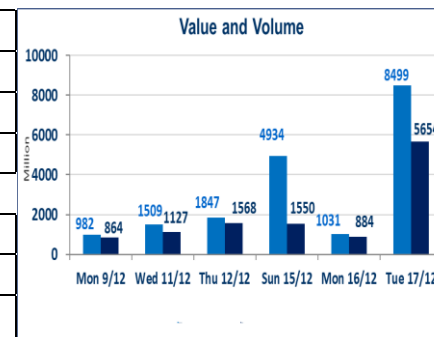


### ISX Trading Indices of Tuesday 17/12/2024

<b>Traded Volume and OTC</b>	<b>8,499,042,475</b>	<b>Traded Value and OTC</b>	<b>5,654,274,854</b>	<b>Traders</b>	<b>921</b>
------------------------------	----------------------	-----------------------------	----------------------	----------------	------------

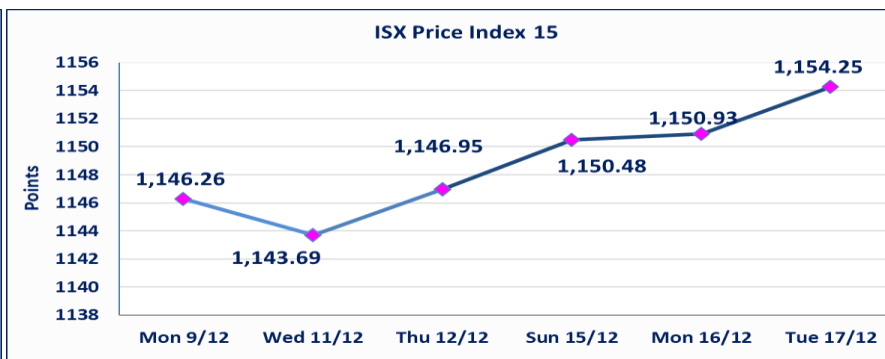
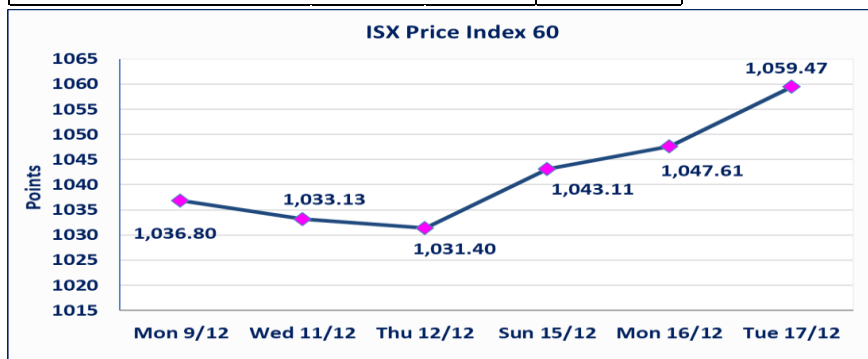
<b>ISX Index 60</b>	<b>1059.47</b>
<b>Previous ISX Index60</b>	<b>1047.61</b>
<b>Change %</b>	<b>1.13</b>
<b>Change</b>	<b>11.86</b>

<b>ISX Index 15</b>	<b>1154.25</b>
<b>Previous ISX Index15</b>	<b>1150.93</b>
<b>Change %</b>	<b>0.29</b>
<b>Change</b>	<b>3.32</b>



<b>Listed Companies</b>	<b>104</b>	<b>OTC</b>	<b>6</b>
<b>Traded Listed Companies</b>	<b>43</b>	<b>OTC</b>	<b>1</b>
<b>AGM Companies</b>	<b>10</b>		
<b>Suspended Companies</b>	<b>7</b>		

<b>Non Traded listed</b>	<b>44</b>	<b>OTC</b>	<b>5</b>
<b>Higher Companies</b>	<b>14</b>		
<b>Lower Companies</b>	<b>8</b>		



<b>For special orders</b>	Elaf Company executed an intended reciprocal order on the shares of Al-Thiqa Bank Company, with a number of (5,000,000,000) shares, worth (3,750,000,000) dinars, during the additional session time (after 1 p.m.) in accordance with the procedures for executing large transactions.
---------------------------	---

### ISX top gaining and losing companies

Tuesday 17/12/2024

#### Gainers

Company Name	Closing Price	Change (%)	Traded Volume
Gulf Commercial Bank	0.460	15.00	853,623,989
Babil Animal&vegetable Product	19.550	15.00	5,000
The Light Industries	1.190	4.39	29,276,868
Al-Ameen for Insurance	0.800	3.90	49,300,000
Ready Made Clothes	3.650	2.82	4,109

#### Losers

Company Name	Closing Price	Change (%)	Traded Volume
Sumer Commerical Bank	0.090	-10.00	1,790,031,178
Modern Construction Materials	0.700	-4.11	245,000
Iraqi Carton Manufacturies	1.900	-3.55	1,290,431
National Furniture Industries	1.450	-3.33	1,249,867
Palestine Hotel	21.500	-2.27	100,920

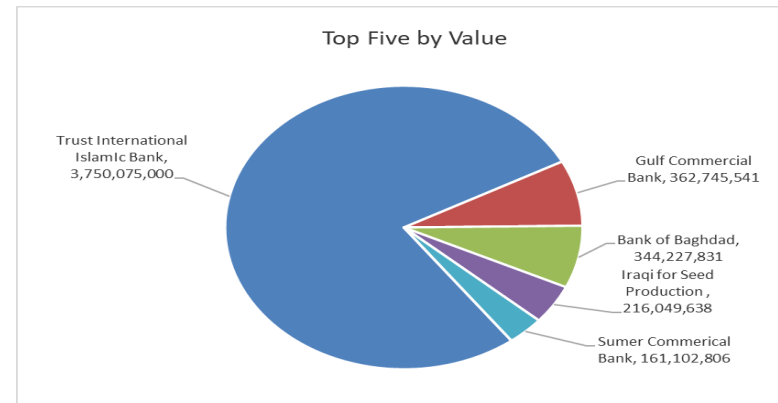
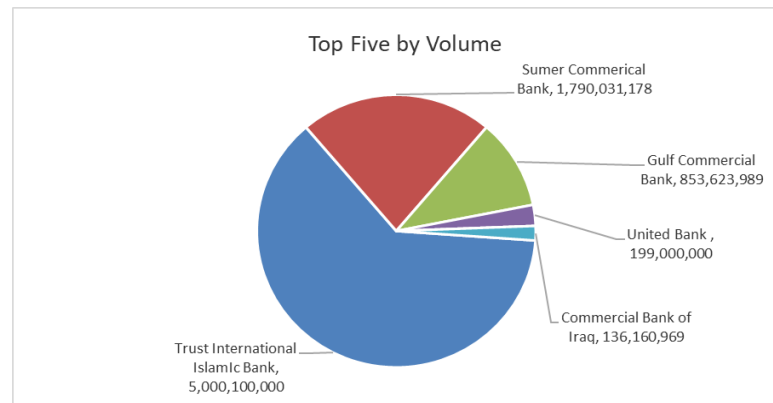
### The most active companies in term of traded volume and value

#### Traded Volume

Company Name	Closing Price	Change (%)	Traded Volume
Trust International Islamic Bank	0.750	0.00	5,000,100,000
Sumer Commerical Bank	0.090	-10.00	1,790,031,178
Gulf Commercial Bank	0.460	15.00	853,623,989
United Bank	0.050	0.00	199,000,000
Commercial Bank of Iraq	0.920	1.10	136,160,969

#### Traded Value

Company Name	Closing Price	Change (%)	Traded Value
Trust International Islamic Bank	0.750	0.00	3,750,075,000
Gulf Commercial Bank	0.460	15.00	362,745,541
Bank of Baghdad	4.200	0.96	344,227,831
Iraqi for Seed Production	8.400	0.60	216,049,638
Sumer Commerical Bank	0.090	-10.00	161,102,806



## Regular Market Bulletin No (231)



Company Name	Code	opening Price	highest price	lowest price	Average price	Prev Average price	Closing Price	prev closing price	change (%)	No.of Trades	Traded Volume	Traded Value
<b>Banks Sector</b>												
Ashur International Bank	BASH	0.290	0.290	0.290	0.290	0.290	0.290	0.290	0.00	2	3,000,000	870,000
Bank of Baghdad	BBOB	4.160	4.200	4.150	4.180	4.190	4.200	4.160	0.96	76	82,306,433	344,227,831
Commercial Bank of Iraq	BCOI	0.920	0.930	0.920	0.920	0.910	0.920	0.910	1.10	78	136,160,969	125,323,091
Economy Bank	BEFI	0.250	0.250	0.250	0.250	0.250	0.250	0.250	0.00	1	7,000,000	1,750,000
Gulf Commercial Bank	BGUC	0.420	0.460	0.390	0.420	0.400	0.460	0.400	15.00	219	853,623,989	362,745,541
Iraqi Islamic Bank	BIIB	1.520	1.520	1.500	1.510	1.480	1.510	1.480	2.03	16	16,368,758	24,707,586
Middle East Bank	BIME	0.080	0.080	0.080	0.080	0.080	0.080	0.080	0.00	1	4,000,000	320,000
Kurdistan International Bank	BKUI	0.900	0.900	0.900	0.900	0.900	0.900	0.900	0.00	2	200,000	180,000
Mosul Bank For Investment	BMFI	0.160	0.160	0.160	0.160	0.160	0.160	0.160	0.00	6	15,250,000	2,440,000
Al -Mansour Bank	BMNS	1.970	1.980	1.960	1.970	1.980	1.980	1.970	0.51	26	58,999,986	115,999,972
National Bank of Iraq	BNOI	3.720	3.730	3.680	3.700	3.740	3.730	3.720	0.27	25	25,808,961	95,577,335
Sumer Commerical Bank	BSUC	0.090	0.090	0.090	0.090	0.100	0.090	0.100	-10.00	28	1,790,031,178	161,102,806
<b>Total Of Banks Sector</b>										<b>480</b>	<b>2,992,750,274</b>	<b>1,235,244,162</b>
<b>Telecommunication Sector</b>												
Asia Cell Telecommunication	TASC	12.200	12.200	12.200	12.200	12.200	12.200	12.200	0.00	17	3,264,135	39,822,447
Al-Khatem Telecoms	TZNI	2.400	2.400	2.400	2.400	2.400	2.400	2.400	0.00	4	500,000	1,200,000
<b>Total Of Telecommunication S</b>										<b>21</b>	<b>3,764,135</b>	<b>41,022,447</b>
<b>Insurance Sector</b>												
Al-Ameen for Insurance	NAME	0.660	0.800	0.660	0.660	0.770	0.800	0.770	3.90	7	49,300,000	32,580,000
Gulf Insurance	NGIR	0.470	0.480	0.470	0.480	0.420	0.480	0.470	2.13	3	1,240,645	589,872
<b>Total Of Insurance Sector</b>										<b>10</b>	<b>50,540,645</b>	<b>33,169,872</b>
<b>Services Sector</b>												
Al-Mosul for funfairs	SMOF	7.000	7.000	7.000	7.000	7.000	7.000	7.000	0.00	3	283,000	1,981,000
Mamoura Realestate	SMRI	5.700	5.700	5.600	5.620	5.670	5.600	5.600	0.00	9	604,492	3,396,774
<b>Total Of Services Sector</b>										<b>12</b>	<b>887,492</b>	<b>5,377,774</b>
<b>Industry Sector</b>												
Baghdad Soft Drinks	IBSD	4.150	4.210	4.140	4.190	4.150	4.180	4.150	0.72	72	29,207,979	122,316,428
Iraqi Carton Manufacturies	IICM	1.890	1.900	1.890	1.900	1.970	1.900	1.970	-3.55	4	1,290,431	2,446,415
Iraqi Date Processing and Mar	IIDP	3.980	3.980	3.980	3.980	3.760	3.980	3.980	0.00	1	4,920	19,582
Iraqi For Tufted Carpets	IITC	17.600	17.600	17.600	17.600	17.620	17.600	17.600	0.00	1	2,945	51,832
Al -Khazer Construction Mater	IKHC	2.200	2.200	2.200	2.200	2.480	2.200	2.480	-11.29	1	25,000	55,000
Al-Kindi of Veterinary Vaccines	IKLV	3.000	3.000	3.000	3.000	3.000	3.000	3.000	0.00	7	3,049,865	9,149,595
Al-Mansour Pharmaceuticals In	IMAP	2.500	2.500	2.450	2.470	2.470	2.470	2.480	-0.40	15	11,463,301	28,340,512
Ready Made Clothes	IRMC	3.650	3.650	3.650	3.650	3.550	3.650	3.550	2.82	1	4,109	14,998
<b>Total Of Industry Sector</b>										<b>102</b>	<b>45,048,550</b>	<b>162,394,361</b>
<b>Hotels Sector</b>												
Baghdad Hotel	HBAG	11.000	11.000	11.000	11.000	11.010	11.000	11.000	0.00	8	1,875,000	20,625,000
Ishtar Hotel	HISH	10.300	10.300	10.200	10.200	10.330	10.200	10.300	-0.97	14	1,426,262	14,551,767
National for Tourist Investmen	HNTI	10.250	10.250	10.250	10.250	10.250	10.250	10.250	0.00	3	188,967	1,936,912
<b>Total Of Hotels Sector</b>										<b>25</b>	<b>3,490,229</b>	<b>37,113,679</b>
<b>Agriculture Sector</b>												
Babil Animal&vegetable Produ	ABAP	19.550	19.550	19.550	19.550	17.000	19.550	17.000	15.00	1	5,000	97,750
Iraqi for Seed Production	AISP	8.350	8.650	8.350	8.450	8.340	8.400	8.350	0.60	111	25,570,688	216,049,638
<b>Total Of Agriculture Sector</b>										<b>112</b>	<b>25,575,688</b>	<b>216,147,388</b>
<b>Total Of Regular</b>										<b>762</b>	<b>3,122,057,013</b>	<b>1,730,469,681</b>

## Second Platform Market Bulletin No (230)

Company Name	Code	opening Price	highest price	lowest price	Average price	Prev Average price	Closing Price	prev closing price	change (%)	No.of Trades	Traded Volume	Traded Value
<b>Banks Sector</b>												
Credit Bank	BROI	0.850	0.870	0.850	0.860	0.850	0.850	0.850	0.00	47	114,319,308	98,315,401
Trans Iraq Bank for Investment	BTRI	0.920	0.920	0.920	0.920	0.920	0.920	0.920	0.00	4	13,937,696	12,822,680
Trust International Islamic Bank	BTRU	0.750	0.750	0.750	0.750	0.750	0.750	0.750	0.00	2	5,000,100,000	3,750,075,000
<b>Total Of Banks Sector</b>										<b>53</b>	<b>5,128,357,004</b>	<b>3,861,213,081</b>
<b>Industry Sector</b>												
Fallujah for construction Materials	IFCM	3.300	3.300	3.300	3.300	3.300	3.300	3.300	0.00	2	447,000	1,475,100
National Furniture Industries	IHFI	1.450	1.450	1.450	1.450	1.500	1.450	1.500	-3.33	2	1,249,867	1,812,307
<b>Total Of Industry Sector</b>										<b>4</b>	<b>1,696,867</b>	<b>3,287,407</b>
<b>Total of Non Regular</b>										<b>57</b>	<b>5,130,053,871</b>	<b>3,864,500,488</b>

## Undisclosed Platform Companies Bulletin (231)

Company Name	Code	opening Price	highest price	lowest price	Average price	Prev Average price	Closing Price	prev closing price	change (%)	No.of Trades	Traded Volume	Traded Value
<b>Banks Sector</b>												
United Bank	BUND	0.050	0.050	0.050	0.050	0.050	0.050	0.050	0.00	17	199,000,000	9,950,000
<b>Total Of Banks Sector</b>										<b>17</b>	<b>199,000,000</b>	<b>9,950,000</b>
<b>Industry Sector</b>												
Electronic Industries	IELI	1.800	1.800	1.800	1.800	1.790	1.800	1.800	0.00	4	268,026	482,447
Al-Hilal Industries	IHLI	2.150	2.150	2.150	2.150	2.100	2.150	2.150	0.00	1	250,000	537,500
Modern Construction Materials	IMCM	0.700	0.700	0.700	0.700	0.750	0.700	0.730	-4.11	1	245,000	171,500
National Chemical & Plastic Industries	INCP	2.300	2.300	2.280	2.290	2.260	2.300	2.290	0.44	22	3,250,000	7,452,282
The Light Industries	ITLI	1.130	1.190	1.130	1.180	1.130	1.190	1.140	4.39	37	29,276,868	34,533,450
<b>Total Of Industry Sector</b>										<b>65</b>	<b>33,289,894</b>	<b>43,177,179</b>
<b>Hotels Sector</b>												
Palestine Hotel	HPAL	23.000	23.000	21.500	21.500	22.000	21.500	22.000	-2.27	3	100,920	2,170,012
<b>Total Of Hotels Sector</b>										<b>3</b>	<b>100,920</b>	<b>2,170,012</b>
<b>Total of Undisclosed</b>										<b>85</b>	<b>232,390,814</b>	<b>55,297,191</b>
<b>Grand Total</b>										<b>904</b>	<b>8,484,501,698</b>	<b>5,650,267,361</b>

**Iraq Stock Exchange not trading companies of Tuesday 17/12/2024**

Company Names	Code	Previous Average Price	Closing Price
<b>Banking Sector</b>			
AlTaif Islamic Bank	BTIB	0.990	1.000
Union Bank of Iraq	BUOI	0.200	0.200
Cihan Bank for Islamic	BCIH	2.030	2.030
Elaf Islamic Bank	BELF	0.460	0.460
National Islamic Bank	BNAI	0.570	0.570
Asia Al-Iraq Islamic Bank	BAIB	0.900	0.900
<b>Insurance Sector</b>			
Dar Al-Salam for Insurance	NDSA	0.700	0.700
<b>Services Sector</b>			
Rehab Karbala company	HKAR	0.950	0.950
AL-Nukhba for Construction	SNUC	0.820	0.820
<b>Industry Sector</b>			
Iraqi Engineering Works	IIEW	8.260	9.000
Metallic Industries and Bicycles	IMIB	2.400	2.400
Modern Sewing	IMOS	8.740	9.100
<b>Hotels Sector</b>			
Babylon Hotel	HBAY	100.010	100.010
Al-Mansour Hotel	HMAN	41.000	41.000
Al-Sadeer Hotel	HSAD	27.000	27.000
Tourist Village of Mosul dam	HTVM	8.500	8.500
<b>Agriculture Sector</b>			
Iraqi Products Marketing Meat	AIPM	6.000	6.000
Al-Ahlyia for Agricultural Production	AAHP	1.180	1.180
Iraqi Agricultural Products	AIRP	18.750	18.750

Company Names	Code	Previous Average Price	Closing Price
<b>Banking Sector</b>			
Al Anssari Islamic Bank	BANS	1.000	1.000
International Development Bank	BIDB	1.000	1.000
Al Janoob Islamic Bank Investment	BJAB	0.940	0.940
AL- Mashreq al-Arabi Islamic Bank	BAMS	0.940	0.940
AL- Mal Islamic Bank	BMAL	—	—
Al Attaa Islamic Bank	BLAD	0.100	0.100
Arab Islamic Bank	BAAI	1.000	1.000
Ameen al-Iraq Bank For islamic bank	BAME	1.000	1.000
World Islamic Bank	BWOR	1.000	1.000
Al-Qurtas Islamic Bank	BQUR	1.000	1.000
Al- Qabidh Islamic Bank	BQAB	0.240	0.240
Region Trade Bank	BRTB	1.000	1.000
Al Mustashar Bank	BMUI	1.000	1.000
Iraq Noor Islamic Bank	BINI	0.700	0.700

Company Names	Code	Previous Average Price	Closing Price
<b>Insurance Sector</b>			
Alahliya For Insurance	NAHF	0.800	0.800

<b>Al -Hamraa Insurance</b>	<b>NHAM</b>	<b>0.760</b>	<b>0.760</b>
<b>Investment Sector</b>			
<b>AL-Wiaam for Financial Investment</b>	<b>VWIF</b>	<b>0.370</b>	<b>0.370</b>
<b>Al-Ameen for Financial Investment</b>	<b>VAMF</b>	<b>1.000</b>	<b>1.000</b>
<b>Services Sector</b>			
<b>Al-Ameen Estate Investment</b>	<b>SAEI</b>	<b>2.550</b>	<b>2.550</b>
<b>Ibdaa Al-Sharq Al-Awsat</b>	<b>SIBD</b>	<b>1.000</b>	<b>1.000</b>
<b>Agriculture Sector</b>			
<b>Al-Ribas for Poultry and Fodder</b>	<b>AREB</b>	<b>—</b>	<b>—</b>
<b>Investment Sector</b>			
<b>Company Names</b>	<b>Code</b>	<b>Previous Average Price</b>	<b>Closing Price</b>
<b>Investment Sector</b>			
<b>AL- Batek Investment</b>	<b>VBAT</b>	<b>0.390</b>	<b>0.390</b>
<b>Services Sector</b>			
<b>General Transportation</b>	<b>SIGT</b>	<b>0.800</b>	<b>0.800</b>
<b>AL-Badia for General Trans</b>	<b>SBAG</b>	<b>0.610</b>	<b>0.610</b>
<b>Agriculture Sector</b>			
<b>Modern for Animal Production</b>	<b>AMAP</b>	<b>0.570</b>	<b>0.570</b>

Iraq Stock Exchange  
Non Iraqis' Bulletin Tuesday Dec 17 2024  
Regular Market



Non Iraqi Trading of Regular Market (Buy)

Company Names	Code	No. of trades	Traded Shares	Trading Volume
<b>Banks Sector</b>				
Commercial Bank of Iraq	BCOI	12	51,270,000	47,218,400
Bank Of Baghdad	BBOB	6	31,529,326	132,001,996
<b>Total Bank sector</b>		<b>18</b>	<b>82,799,326</b>	<b>179,220,396</b>
<b>Agricultural Sector</b>				
Iraqi for Seed Production	AISP	1	40,000	335,200
<b>Total Agricultural Sector</b>		<b>1</b>	<b>40,000</b>	<b>335,200</b>
<b>Telecommunication Sector</b>				
Asia cell	TASC	2	200,000	2,440,000
<b>Total Telecommunication sector</b>		<b>2</b>	<b>200,000</b>	<b>2,440,000</b>
<b>Grand Total</b>		<b>21</b>	<b>83,039,326</b>	<b>181,995,596</b>

Non Iraqi Trading of Regular Market (Sell)

Company Names	Code	No. of trades	Traded Shares	Trading Volume
<b>Banks Sector</b>				
Gulf Commercial Bank	BGUC	41	220,000,000	88,350,646
<b>Total Bank sector</b>		<b>41</b>	<b>220,000,000</b>	<b>88,350,646</b>
<b>Industry Sector</b>				
Baghdad Soft Drinks	IBSD	3	2,000,000	8,330,000
<b>Total Industry sector</b>		<b>3</b>	<b>2,000,000</b>	<b>8,330,000</b>
<b>Grand Total</b>		<b>44</b>	<b>222,000,000</b>	<b>96,680,646</b>

Non Iraqi Trading of Second Market (BUY)

Company Names	Code	No. of trades	Traded Volume	Traded Value
<b>Banks Sector</b>				
Credit Bank Of Iraq	BROI	20	58,000,000	49,560,500
<b>Total Bank sector</b>		<b>20</b>	<b>58,000,000</b>	<b>49,560,500</b>
<b>Grand Total</b>		<b>20</b>	<b>58,000,000</b>	<b>49,560,500</b>

Non Iraqi Trading of Undisclosed Platform (BUY)

Company Names	Code	No. of trades	Traded Shares	Trading Volume
<b>Industry Sector</b>				
The Light Industries	ITLI	1	750,000	877,500
<b>Total Industry sector</b>		<b>1</b>	<b>750,000</b>	<b>877,500</b>
<b>Grand Total</b>		<b>1</b>	<b>750,000</b>	<b>877,500</b>

### OTC Platform Trading Bulletin

Company Name	Code	highest price	lowest price	Average price	No.of Trades	Traded Volume	Traded Value
<b>Banks Sector</b>							
Al-Warka Bank	BWAI	0.280	0.260	0.280	17	14,540,777	4,007,493
<b>Total Of Banks Sector</b>					<b>17</b>	<b>14,540,777</b>	<b>4,007,493</b>
<b>Total</b>					<b>17</b>	<b>14,540,777</b>	<b>4,007,493</b>

### Not Trading OTC Companies

Company Name	Code	Previous Average price
<b>Banks Sector</b>		
Al-Sanam Islamic Bank	BSAN	—
<b>Money Service Sector</b>		
Rabee Securities	FRSE	11.000
Karmal Brokerage	FKSX	8.000
Ishtar Gate for e-Payment	FISH	—



### Iraq Stock Exchange Suspended Companies

Al-Rajih Islamic Bank (BRAJ)	19/09/2021	The trading suspended for not produce the Annual disclosure for 2020 at closing price (1.000) ID.
North Bank (BNOR)	31/10/2022	The trading suspended by ISC decision at closing price (0.070) ID.
Zain Al-Iraq Islamic Bank	11/08/2024	The trading suspended by ISC decision at closing price (0.340) ID. Because the bank under guardianship
Bain Al-Nahrain Financial Investment(VMES)	26/08/2024	The trading suspended by ISC decision at closing price (0.900) ID.
Al-Zawraa for Finanical Investment(VZAF)	26/08/2024	The trading suspended by ISC decision at closing price (0.180) ID.
Alkhair for financial Investment(VKHF)	26/08/2024	The trading suspended by ISC decision at closing price (0.220) ID.
Babylon Bank (BBAY)	25/09/2024	The trading suspended by ISC decision at closing price (0.060) ID.

## Iraq Stock Exchange News of listed companies Tuesday 17/12/2024

Companies News	
United Bank (BUND)	General Assembly Meeting will be hold on Tuesday 31/12/2024 at the company building to discuss financial statement of 2022 and 2023, manage the deficit, cash dividends, discussion of increasing the company's capital from 300 billion dinars to 400 billion dinars in accordance to (55/First) of the Companies Law, electing 7 members to the Board of Directors. Trading will be suspend on Thursday 26/12/2024 .
Iraqi Carton Manufacturies (IICM)	General Assembly Meeting will be hold on Sunday 5/1/2025 at the Oil Cultural Center to discuss financial statement of 2017, 2018, 2019, 2020, manage the deficit, electing 4 members to the Board of Directors. Trading will be suspend on Thursday 26/12/2024 .
Al Anssari Islamic Bank (BANS)	General Assembly Meeting will be hold on Thursday 9/1/2025 at the company building to discuss financial statement of 2023, mamnge the deficit. Trading will be suspend on Monday 30/12/2024 .
out of trading	
Ashour Hotel (HASH)	General Assembly Meeting will be hold on Tuesday 20/12/2024 at the Ramada Hotel/Erbil to discuss financial statement of 2023, manage the deficit, electing 5 members to the Board of Directors. Trading has been suspend on Tuesday 17/12/2024 .
Iraqi Land Transport (SILT)	General Assembly Meeting will was held on Wednesday 6/3/2024 at the Trade Ministry VIP Hall to resign the current board of Administration and elect new 5 board of Administration. Trading has been suspend on Sunday 3/3/2024.
Erbil Bank (BERI)	General Assembly Meeting will was held on Friday 29/11/2024 at the Erbil Sheraton Hotel to discuss financial statement of 2023, electing 7 members to the Board of Directors. Trading has been suspend on Tuesday 26/11/2024.
Investment Bank of Iraq (BIIB)	General Assembly Meeting will was held on Saturday 7/12/2024 at the Erbil branch to discuss financial statement of 2023, cash dividends. Trading has been suspend on Tuesday 3/12/2024.
Kharkh Tour Amuzement City (SKTA)	General Assembly Meeting will be hold on Sunday 8/12/2024 at the Company building to discuss financial statement of 2023,discussion of increasing the company's capital from 300 billion dinars to 400 billion dinars in accordance to (55/Fourth) of the Companies Law, cash dividend. Trading has been suspend on Tuesday 3/12/2024 .
Middle East for Production- Fish (AMEF)	General Assembly Meeting will be hold on Monday 9/12/2024 at the Babul neighborhood – Leather Industries Branch to discuss financial statement of 2024, manage the deficit . Trading has been suspend on Wednesday 4/12/2024 .
International Islamic Bank (BINT)	General Assembly Meeting will be hold on Sunday 15/12/2024 at the Company building to discuss financial statement of 2023, cash dividends. Trading has been suspend on Sunday 8/12/2024 .
Modern chemical industries (IMCI)	General Assembly Meeting will be hold on Thursday 12/12/2024 at the Hall of the National Islamic Bank to discuss financial statement of 2023, manage the deficit. Trading has been suspend on Monday 9/12/2024 .
Baghdad for Packing Materials (IBPM)	General Assembly Meeting will be hold on Monday 16/12/2024 at the company building to discuss financial statement of 2023, manage the deficit. Trading has been suspend on Wednesday 11/12/2024 .
Baghdad -Iraq Transportation (SBPT)	General Assembly Meeting will be hold on Thursday 19/12/2024 at the company building to discuss financial statement of 2023, Discussion of increasing the company's capital from 1.3 billion dinars to 2 billion dinars in accordance to (55/Second) of the Companies Law. Trading has been suspend on Monday 16/12/2024 .

## Not Trading Bonds Bulletin

Bond type	Publish type	Code	last trading price	immortilize date
Banaa Bonds / million ID	First	CB10	1030000	12/10/2025
Banaa Bonds / million ID	second	CB20	964981	19/12/2025
Amara Bonds /500 thousand	First	CB25	—	10/09/2025
Amara Bonds /Million ID	First	CB30	984000	10/09/2027
Amara Bonds /500 thousand	Second	CB35	—	—
Amara Bonds /Million ID	Second	CB40	—	—
Amara Bonds /500 thousand	Third	CB45	—	—
Amara Bonds /Million ID	Third	CB50	—	—